

# Segal's

## Jewellers


Established since 1919

web: [www.segalsjewellers.co.uk](http://www.segalsjewellers.co.uk)


Tel: 01482 225639 or

e-mail: [info@segalsjewellers.co.uk](mailto:info@segalsjewellers.co.uk)


Address: 10 Paragon Arcade, Hull, HU1 3PQ




G




G 1/2




H




H 1/2




I




I 1/2




J




J 1/2



K



K 1/2



L




L 1/2



M



M 1/2



N



N 1/2



O




O 1/2



P



P 1/2



Q



Q 1/2



R



R 1/2



S



S 1/2



T



T 1/2



U



U 1/2



V



V 1/2



W



W 1/2



X



X 1/2



Y



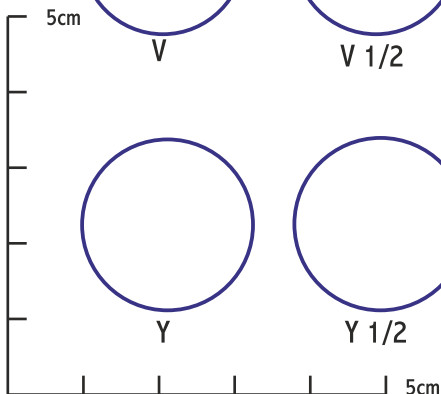
Y 1/2



Z



Z 1/2



### PRINT THIS GUIDE OUT

#### INSTRUCTIONS

Place your ring over the circles.  
If it is the correct size you will  
hardly be able to see a line.

#### Note:

Check the size smaller and the size  
larger to be sure.