

Segal's

JEWELLERS

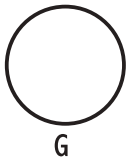
FAMILY RUN BUSINESS. EST 1919

www.segalsjewellers.co.uk

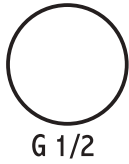
Tel: 01482 225639 (Hull) / 01472 354891 (Grimsby)

Email: info@segalsjewellers.co.uk

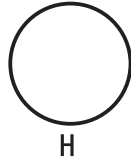
Segal's Jewellers, Chariot House, Carr Lane, Hull, HU1 3RF



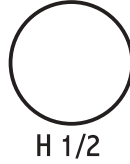
G



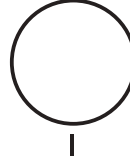
G 1/2



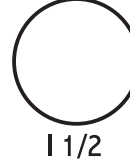
H




H 1/2




I



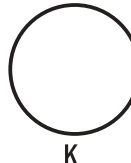
I 1/2



J




J 1/2



K




K 1/2




L




L 1/2




M




M 1/2




N




N 1/2




O




O 1/2




P




P 1/2



Q



Q 1/2



R




R 1/2




S




S 1/2




T



T 1/2



U



U 1/2



V



V 1/2




W



W 1/2



X



X 1/2



Y



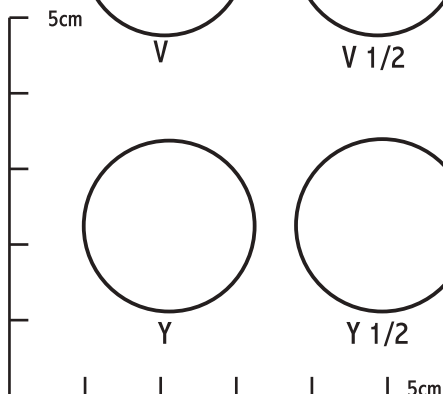
Y 1/2



Z



Z 1/2



INSTRUCTIONS

Place your ring over the circles.
If it is the correct size you will
hardly be able to see a line.

Note:

Check the size smaller and the size
larger to be sure.