

# Segal's

## Jewellers


Established since 1919

web: [www.segalsjewellers.co.uk](http://www.segalsjewellers.co.uk)


Tel: 01482 225639 or

e-mail: [info@segalsjewellers.co.uk](mailto:info@segalsjewellers.co.uk)


Address: 10 Paragon Arcade, Hull, HU1 3PQ




G




G 1/2




H




H 1/2




I




I 1/2




J




J 1/2




K




K 1/2




L




L 1/2




M




M 1/2



N




N 1/2




O




O 1/2




P




P 1/2



Q




Q 1/2




R




R 1/2




S



S 1/2



T



T 1/2



U




U 1/2




V



V 1/2



W



W 1/2



X




X 1/2




Y



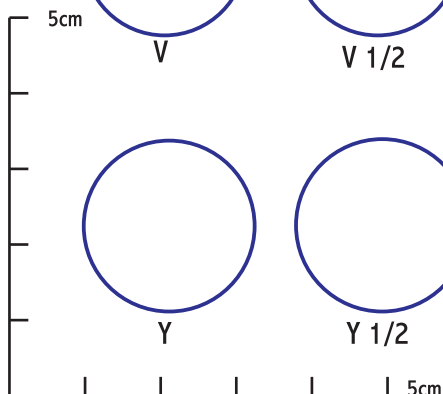
Y 1/2



Z



Z 1/2



### INSTRUCTIONS

Place your ring over the circles.  
If it is the correct size you will  
hardly be able to see a line.

### Note:

Check the size smaller and the size  
larger to be sure.